


# Flameless

Around-the-clock flameless fragrance at home. Perfect when you want fresh and welcoming fragrance without the flame!



## SMARTSCENTS BY PARTYLITE™ DECORATIVE FRAGRANCE STICKS

No liquid oil! No flame! Rolled paper fragrance sticks from a responsibly managed forest. SmartScents provide round-the-clock scent in any room with no liquid oil and no flames.

- Start with one stick and add more for increased fragrance. The fragrance is strongest for the first two weeks. To refresh simply add another stick.
- Each stick is scored to divide easily into four sections, so it is easy to mix and match or use in our CoSmart Mobile Fragrance Holder.
- Always use SmartScents with PartyLite SmartScents holders.
- SmartScents Sticks are infused with highly concentrated fragrance oils. Please avoid contact between Sticks and fabric or finished surfaces. Wash hands after handling SmartScents.
- To preserve fragrance, store unused SmartScents in their re-sealable bag.
- Keep Smartscents Sticks out of reach of children and pets.

## FRESH HOME BY PARTYLITE™ LINEN AND ROOM SPRAYS

Offers instant fragrance plus odour-neutralisation. For use in any room, or on fine or delicate fabrics. Avoid contact with eyes. Always keep your sprays upright. Safe to use in areas with pets.

## NEW ENJOY FRESHNESS AT HOME IN A BRAND NEW WAY, WITH SMARTBLENDS

Begin by pouring one capful of SmartBlends into your stylish SmartBlends Warmer. For a stronger fragrance, add a second capful up to the fill line in the warmer, turn on, immediately experience fragrance. Enjoy these benefits:

- No liquid means easy clean, no spill
- Instant odour-neutralising fragrance
- Personalise fragrance intensity
- From paper from sustainable forests

Number of days  
fragrance lasts:



SmartScents sticks  
24 cm

Over 30 days

*tip*

For best results,  
use in small to  
medium sized  
rooms.



Fresh Home Linen  
and Room Spray 192 ml

Number of hours  
fragrance lasts:



SmartBlends

60 hours

# Caring for your candle

## THE BASICS

- Position candles at least 5 cm apart if burning more than one at the same time.
- If a 'wick blossom' develops on the wick, extinguish the candle, remove the 'blossom' and then relight the candle.
- Ensure that no foreign objects such as dead matches or remnants of trimmed wicks get into the liquefied wax. Foreign objects tend to become additional 'wicks' and this may result in uneven burning of the candle.
- Place candles on a flat and level surfaces. Avoid placing in direct sunlight and on hot surfaces such as windowsills, terraces, tiled stoves, televisions and computers.
- Trim wicks to about ½ cm each time before lighting, to avoid them bending to the side (with the exception of tealights and votives).
- For all candles, please take care to position the wick so that it points towards the centre.
- If the wick is too short and is in danger of 'drowning', extinguish the candle and use a tissue to remove some of the wax surrounding the wick.
- With tealights and votives, depending on the fragrance/colour and surrounding temperature, a wax residue may remain in the cup or holder.
- For best results, use a snuffer to extinguish the candle flame.
- The warmer the surrounding temperature, the more easily candle wax liquefies.

## RULES OF SAFETY

- Never leave burning candles unattended. Keep burning candles out of the reach of children and pets. Make sure to maintain sufficient distance from flammable materials.
- We recommend burning PartyLite candles only in PartyLite Holders. Place candle holders on appropriate heat-resistant surfaces.
- Do not place candles on or anywhere near furniture or electrical devices that are not heat-resistant.
- A burning candle should never be moved. Liquid wax can cause injuries or damage to surfaces.
- Avoid drafts or extreme differences in room temperature.
- Please pay attention to the advice on packaging and on product information inserts.

## QUALITY

- We search the globe for the highest quality sources for our fragrances, using the finest fragrance oils and manufactured ingredients.
- All fragrances comply with worldwide safety standards established by the International Fragrance Association.
- All PartyLite candles feature our proprietary wax formulas, custom blends of high-quality wax and food-grade paraffin that are specially crafted to deliver the very best fragrance experience and performance.
- PartyLite selects from over 100 wick designs to find the perfect match for every candle!
- Produced in the USA. Our candles are meticulously made in America using premium ingredients from around the world. PartyLite candles are stringently tested for exceptional performance and quality and are backed with a 100% Satisfaction Guarantee. Enjoy!



*the  
best wax*  
**IT'S A DIFFERENCE  
YOU CAN SEE!**

Our exclusive wax formula liquefies to create a pool of shimmering beauty!

PARTYLITE®

# Candles and Flameless Fragrance Care

TIPS AND TRICKS FOR THE RIGHT CARE!



*YOUR  
Consultant*

PARTYLITE®

PartyLite UK Ltd  
Building 3,  
Croxley Park,  
Watford, Herts  
WD18 8YC

United Kingdom  
Tel: 01923 477 500  
Fax: 01923 477 520  
www.partylite.co.uk



93502K85

# Wax

We create the world's best quality candles with 100 years of know-how behind us. Available in dozens of unique fragrances expertly formulated to be combined and create your Signature Scent.



## TEALIGHTS

Universal Tealight™ Candles liquefy while burning and may be burned until the wax is completely consumed.

Approximate burn time in hours:



Tealight

4-6 hours per tealight



## VOTIVES

Votive candles liquefy while burning and may be burned until the wax is completely consumed. Votive candles leave behind a small metal disc once consumed. Please remove this from the holder before adding a new candle.

Always burn votives in appropriate PartyLite holders.

Approximate burn time in hours:



Votive

8-11 hours per votive



## SCENT PLUS™ MELTS

Melts liquefy when placed in the dish of a PartyLite ScentGlow™ Warmer. Use 3 Scent Plus Melts.

Melts offer a high fragrance lift.

Approximate fragrance duration in hours:



Scent Plus Melt (3 pcs)

up to 60 hours

## OUR Promise

All wax formulas are compliant with worldwide regulatory and safety standards and our fragrances meet the standards established by the International Fragrance Association. Our goal is that you are 100% candle happy!

# Glolite by PartyLite™

## THE WORLD'S BRIGHTEST CANDLE™

Our unique GloLite candle casts the season in a dazzling, flattering light. The instant all-over shimmer is perfect any time of year.



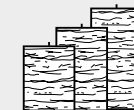
## GLOLITE PILLARS

Each time you light your GloLite Pillar, allow it to burn long enough for the wax to liquefy to the candle rim.

As soon as the rim of the candle becomes soft, it expands to a balloon-like shape, giving the candle a natural look. If you'd like to have the GloLite back to its original straight shape, gently press the softened wax edge inward after the candle has been extinguished.

A GloLite Pillar must not be burned for longer than 3 hours at a time. Extinguish GloLite Pillars when they have burnt down to about 1.5 cm.

Approximate burn time in hours:



GloLite Pillars  
7x10 cm, 7x12 cm, 7x15 cm

50-60, 60-75, 80-100 hours



## GLOLITE JAR CANDLE

Before lighting each time, trim the wicks of your GloLite jar to 1/2 cm.

After extinguishing, the wax surface might take a darker colour which will not influence the glow or the burn time.

Extinguish your GloLite jar when 1.3 cm of wax remains in the glass.

Approximate burn time in hours:



GloLite Jar

50-60 hours per jar

## the best wicks

100% Cotton, lead-free wicks provide a clean and even burn. A specific wick is chosen for each candle form to ensure the best wax consumption.



# Jar Candles

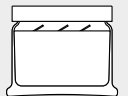
Jar Candles are highly scented to deliver an intense fragrance lift. Use our Jar Candles on their own or make them part of your decorating scheme.



## 3-WICK JAR CANDLE

PartyLite 3-Wick Jars are truly unique! Available in new Signature fragrances every season. For the best fragrance experience, allow the candle to burn until the liquid wax reaches the edges of the glass. Use the embossed metal lid to extinguish the flames and keep the candles free of dust between uses.

Approximate burn time in hours:



3-Wick Jar Candle  
8x12 cm

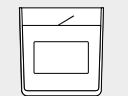
25-45 hours per jar



## FRESH HOME BY PARTYLITE™ JAR CANDLE

Fresh Home candles use odour-neutralising technology to naturally eliminate unpleasant aromas. There is a fragrance suited for every room in your home.

Approximate burn time in hours:



Jar Candle

40-60 hours per jar



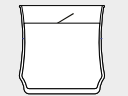
## ESSENTIAL JAR™ SCENTED CANDLE

Our unique Essential Jar Scented Candles with a single wick design feature beautifully colored wax in this season's shades.

Flared open-top jar shape gives exceptional fragrance throw.

Exclusive base shape clearly signals the end of the candle's burn.

Approximate burn time in hours:



Essential Jar Candle

40-60 hours per jar

## Safety TIP

Do not light the candle when only a small wax residue remains. Extinguish the candle when it has burned down to about 1.3 cm from the bottom of the jar.